

Engine & Cooling	Fuel	Ignition	Electrical	Running gear	Torque settings	Capacities	Notes & Illustrations
------------------	------	----------	------------	--------------	-----------------	------------	-----------------------



Automotive Technical DATA BOOK

Click on one of the buttons above to view data for this car. To return to this screen and make another choice, click anywhere on the data screen.

MENU

HELP

Engine and cooling system Uno 45 (900) 1983 to 1990

Type		146 A.000 or 146 A.048 OHV
Capacity (cm ³) / number of cylinders		903 / 4
Compression ratio / pressure	bar	9.0 / _
Oil pressure	bar	[2.9 to 3.9]
Oil temperature	°C	100
Valve clearance - inlet	mm	0.15
Valve clearance - exhaust	mm	0.20
Firing order		1-3-4-2
No 1 cylinder position		TCE
Thermostat opening temperature	°C	85 to 89
Radiator cap pressure	bar	0.78

Fuel system Uno 45 (900) 1983 to 1990

Idle speed - manual [auto]	rpm	850±50
Fast idle speed - manual [auto]	rpm	_
CO @ idle speed [3000 rpm] - see page VI	%	1.0±0.5
HC @ idle speed [3000 rpm] - see page VI	ppm	≤1200
CO ₂ @ idle speed [3000 rpm] - see page VI	%	_
O ₂ @ idle speed [3000 rpm] - see page VI	%	_
Carburettor / fuel injection		Solex/Weber
Type / ref		S: C32 DISA. W: 32 ICEV
Main jet / needle		S: 120. W: 112 or 110
Injection pressure	bar	_
Pump pressure	bar	0.18
Octane rating	RON	97[E 95 RON]

Ignition system Uno 45 (900) 1983 to 1990

Type		Contact breaker - CIS
Ignition coil		Marelli, Bosch, Martinetti
Primary resistance	ohms	2.6 to 3.3
Ballast resistor	ohms	_
Voltage - Tmnl 15(+) to earth	V	_
Distributor		Ducellier/Marelli
Points gap (air gap)	mm	0.37 to 0.43
Dwell angle	° (%)	55±3
Condenser capacity	µF	0.20 to 0.25
Rotation		Clockwise
Ignition timing - basic [static	° Crankshaft @ rpm	5 BTDC @ idle
V = Vacuum NV = No Vacuum		NV
Total ignition advance	° Crankshaft @ rpm	_
	° Crankshaft @ rpm	_
	° Crankshaft @ rpm	_
Centrifugal check.	° Crankshaft @ rpm	0 @ 800 to 1200
	° Crankshaft @ rpm	18 to 22 @ 3000
	° Crankshaft @ rpm	30 to 34 @ 4750
Vacuum range check	mbar	107 to 333
Maximum vacuum advance	° Crankshaft	10 to 14
Spark plugs		Bosch/Champion
Type		WR7DCR / RN9YC
Electrode gap	mm	0.60 to 0.70

Electrical system Uno 45 (900) 1983 to 1990

Battery	V / CC / RC	12 / 175 / 60
Alternator voltage / full load current / engine rpm		14.0 to 14.3 / _ / 3500
Starter motor current / voltage - cranking	A / V	155 to 170 / 9.4 to 9.6
- locked	A / V	320 / 7

Running gear Uno 45 (900) 1983 to 1990

Brakes -		
Front (min. friction material thickness)	mm	1.5
Rear (min. friction material thickness)	mm	1.5

Tyres		
Saloon	Size	135x13
Estate / Van	Size	_
Pressure - front / rear - Saloon	bar	1.9 / 1.9
- Estate / Van	bar	_

Front suspension / wheel alignment

Toe-in (+) / Toe-out (-)	mm [°]	+1.0±1.0
Camber		+25'±30'
Castor		+2°±30'
King pin inclination		_

Rear suspension / wheel alignment

Toe-in (+) / Toe-out (-)	mm [°]	_
Camber		0

Torque wrench settings Uno 45 (900) 1983 to 1990

Cylinder head - stage 1	Nm	30
- stage 2	Nm	59
Cylinder head - stage 3	Nm	_
- stage 4	Nm	_
Big-end bearings	Nm	41
Main bearings	Nm	69
Clutch cover	Nm	16
Flywheel [driveplate]	Nm	44
Front hubs	Nm	294
Rear hubs	Nm	216
Wheel nuts / bolts	Nm	86
Spark plugs	Nm	25 to 30

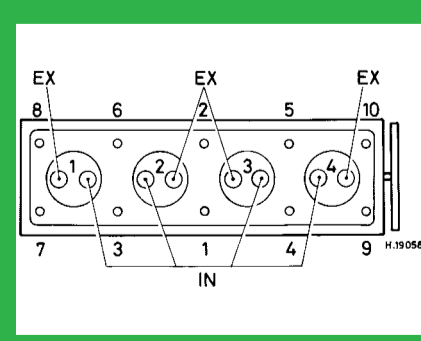
Capacities Uno 45 (900) 1983 to 1990

Engine oil & filter	litres	3.8
Gearbox - 4-speed [5-speed]	litres	2.4
Automatic transmission - refill	litres	_
Final drive	litres	WT
Cooling system	litres	4.6
Fuel tank	litres	42

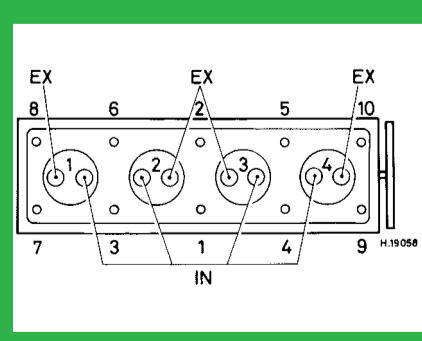
Notes and Illustrations



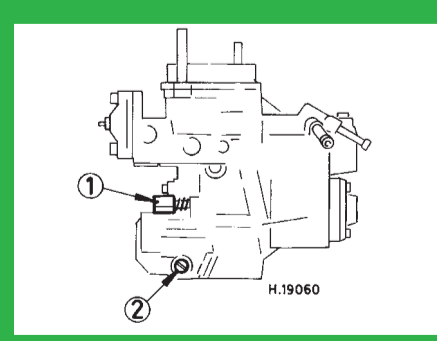
1: Idle speed 2: CO / Mixture



903 cm³



903 cm³



Solex DISA / Weber 32 ICEV